


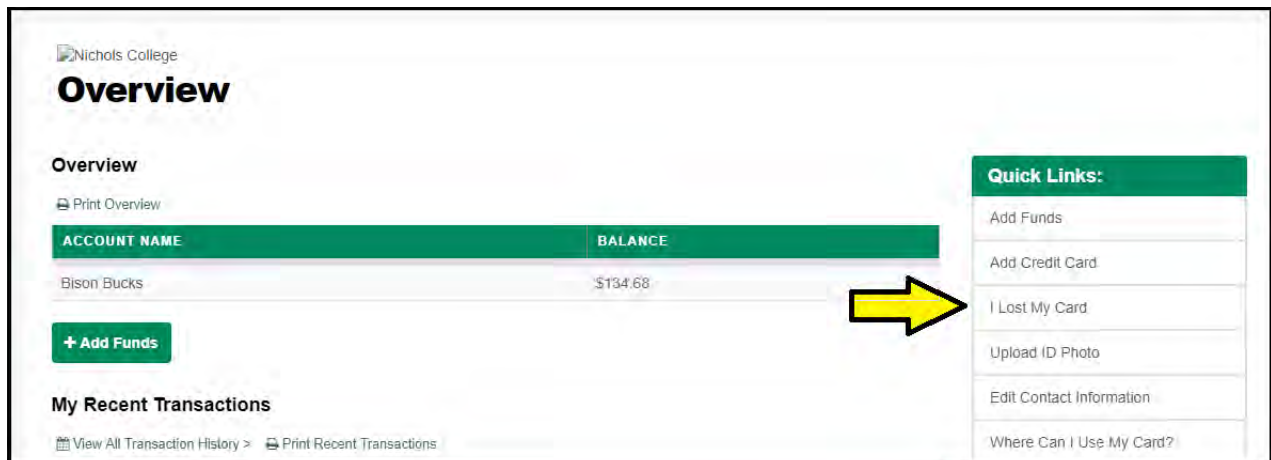
How to Report a Lost ID

Did you know that you have the power to report your ID as "lost" through the GET BISON BUCKS program? It only takes a couple of minutes and you can always reactivate it, if you find it. Here are the instructions:

1. Click on the **GET - BISON BUCKS** app located on your one login homepage.

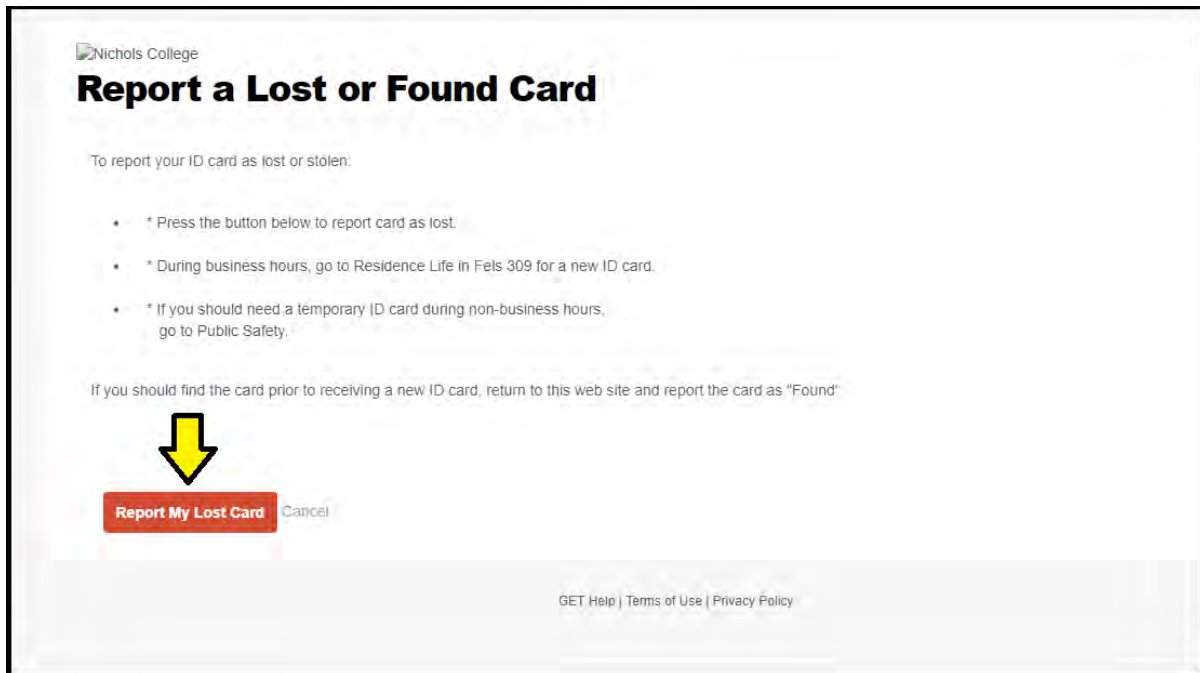


2. After you sign in, in the right hand pane in the Quick Links section, select "**I LOST MY CARD**".



3. Click "**REPORT MY LOST CARD**".

Note: When you have found your lost card, return to this page and select the new option that says "**Found Card**".



Nichols Help Desk Contact Information

help.nichols.edu

helpdesk@nichols.edu

508-213-2206